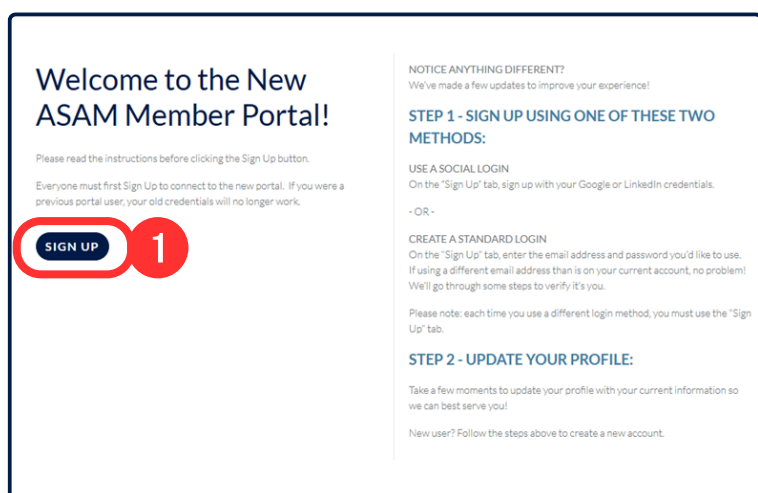


HOW TO SET UP YOUR ASAM ACCOUNT

Welcome to the new ASAM portal! Upon first login, you will need to first set up your account even if you have an existing ASAM account.

1 Navigate to my.asam.org/welcome and select **Sign Up**



2 Under the **Set Up an Account** tab, you will have the option to use a social login or enter your ASAM specific credentials.

Social Login

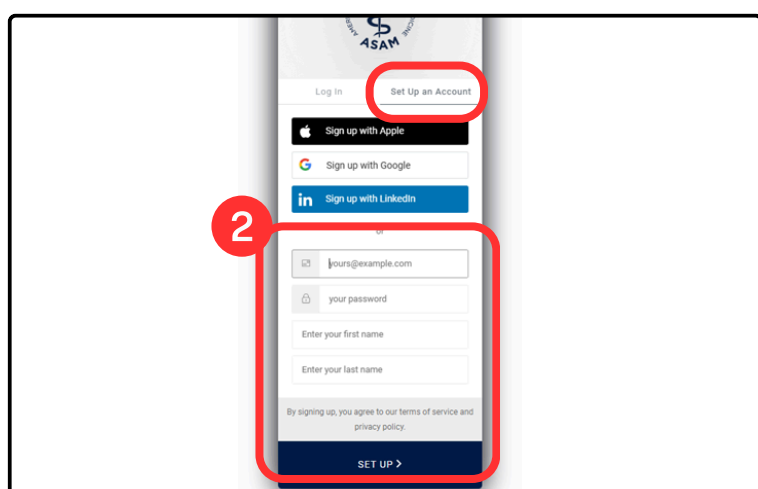
You can choose to use your **Apple**, **Google**, or **LinkedIn** to login to ASAM. Upon selecting one of these options, you will be redirected to the appropriate site to enter your information.

Notice: If you choose a social login, the ASAM team will be unable to assist with future password issues.

ASAM Login

If you want to maintain a unique login for ASAM, you will be directed to enter your ASAM credentials:

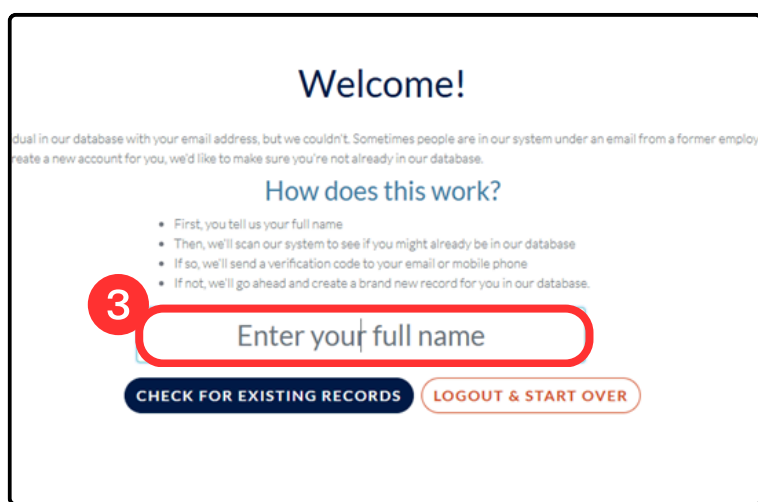
- **First Name**
- **Last Name**
- **Email Address**
- **Password**



3 Upon selecting **Set Up**, the system will attempt to connect you to an existing ASAM account based on the information provided.

If the system finds a match, **you will skip to step 5.**

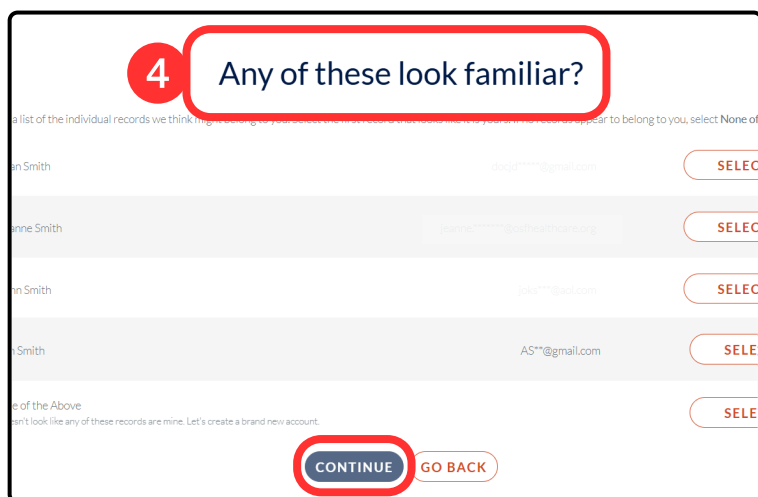
If the system cannot find a match, you will be directed to a welcome page to **enter your full name.**



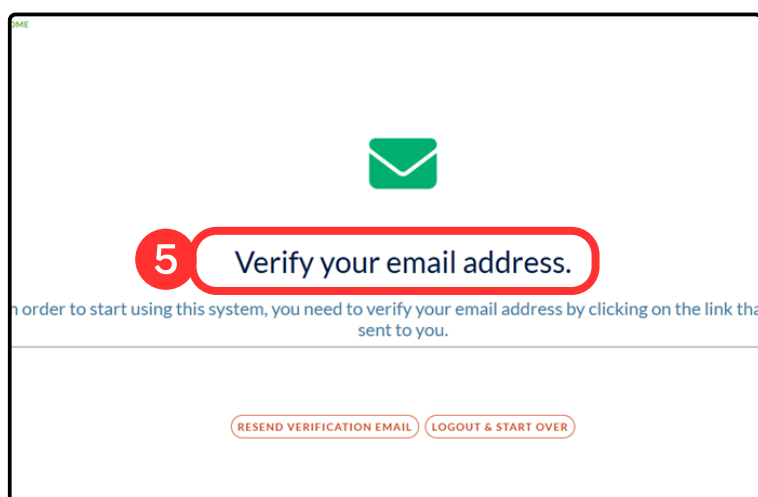
4 Upon entering your name, the system will ask you if **Any of these look familiar?**

If so, select that option, click **Continue**, and proceed to verification.

If you have an ASAM account and the system is unable to find a match, please contact ASAM.



5 Once the system has connected you to your existing account, you will be sent a verification email from email@asam.org with the subject **Verify Your Email.**



6 Upon clicking **Verify** in your email, a new tab will open taking you to the ASAM portal **Welcome! page.**

7 On the Welcome page, you must confirm or enter:

- **First Name**
- **Last Name**
- **Email Address**
- **Professional Status**
- **Year you started treating patients**
- **Primary focus of practice**

8 Once this information is entered, click **Next** to edit your communication preferences.

9 Click **Save Changes** and your account setup is complete!



QUESTIONS?

Contact ASAM at email@asam.org or 301.656.3920